

Research Report Instructions

You will earn 1 credit toward the RPG research requirement for each correctly completed report. To earn credit, you must follow all of the instructions below. You should use this document as a checklist to ensure each report meets all the criteria before submission. Reports are due by the last day of classes. You must submit your research reports **no later than 5pm on the last day of classes**, following the submission instructions set by your instructor. Keep in mind that reports can be submitted any time before the last day of classes.

STEP 1: FIND AN ARTICLE & PRINT THE 1st PAGE

First, you will need to select an article to write your report on. The following criteria must be met for each article:

1. It must be an **APA journal article** from UB Libraries' PsychARTICLES full-text database (You must be on a campus computer or logged in through UB proxy to access this database).
2. It must have been published no more than **6 months prior to the date you submit it**.
3. It must contain **empirical results** (i.e., it reports the results of an experiment and contains a Methods section with participants, hypotheses, results and discussion); it cannot be a summary or opinion article.

*For additional help on finding an article, see "Help Finding an Article" (below).

Once you find an article that meets the criteria, you should read it for an overall understanding of the research.

******You must print and attach the first page of the article to your report.******

STEP 2: WRITE THE RESEARCH REPORT

Include the following information at the top of your report:

For example:

The 1st line should be your name and person number

Jane Doe 123456789

The 2nd line should be the journal name

Journal of Personality and Social Psychology

The 3rd line should contain the article title

The Effects of Helping on Love

The 4th line should be the publication date

July, 2021

Next, answer the following questions in your own words. You should be able to answer the questions without reading the Results section of the article (i.e., by just reading the introductory section, the section labeled "Methods" and the section labeled "Discussion"). If the article reports more than one experiment, pick one of the experiments and answer the questions below. **Your report should be 1-2 pages, double-spaced. It must be typed (not hand-written). Questions 1-3 can be answered in 1 to 3 sentences each. Questions 4 and 5 will require more elaboration (1-3 paragraphs each).**

1. **Hypotheses:** What was the hypothesis being tested by the experiment?
2. **Participants:** Who were the participants or subjects in the experiment? (You can find this information in the Methods section of the article).
3. **Results:** What did the experiment find? (You can find this information in the Discussion section of the article).
4. **Methods:** Based on the methods section of the article, write a first person description, pretending that you are a participant in the study. In other words, based on what the methods section told you participants did in the experiment, write a description of what it would be like to be in the experiment from the perspective of a participant. For example, if the methods say "First, all participants filled out a questionnaire assessing their attitudes about golf," you would write: "The first thing I did in the experiment was to fill out a questionnaire assessing my attitudes about golf." Describe the entire method section in this manner.
5. **Your reaction to the methods:** Now that you have described the methods section, write a paragraph or two describing how you think you would have reacted to being in the experiment. Would you have liked it? Would it have been fun? Do you think you would have guessed the hypotheses?

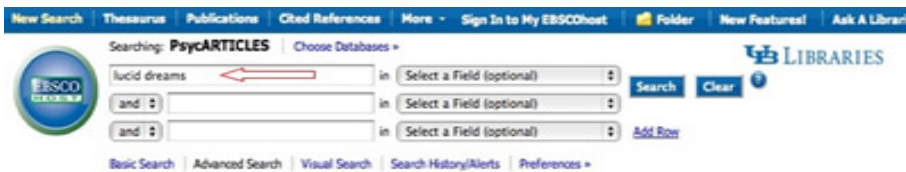
When writing the report, **do not plagiarize!** The report must be in your own words and not copied from the article. If you are found guilty of plagiarism you will not receive credit. In addition, plagiarism will be dealt with according to university policy. Cite any ideas that are not your own. For more information on plagiarism, please see the university's policy on academic dishonesty (<https://catalog.buffalo.edu/policies/integrity.html>).

Help Finding an Article

1. The website you should use to find articles is PsycARTICLES, which is accessible via the UB Libraries webpage. This can be accessed from any UB computer (you will be prompted to enter your UBIT name and password if accessing from off campus).

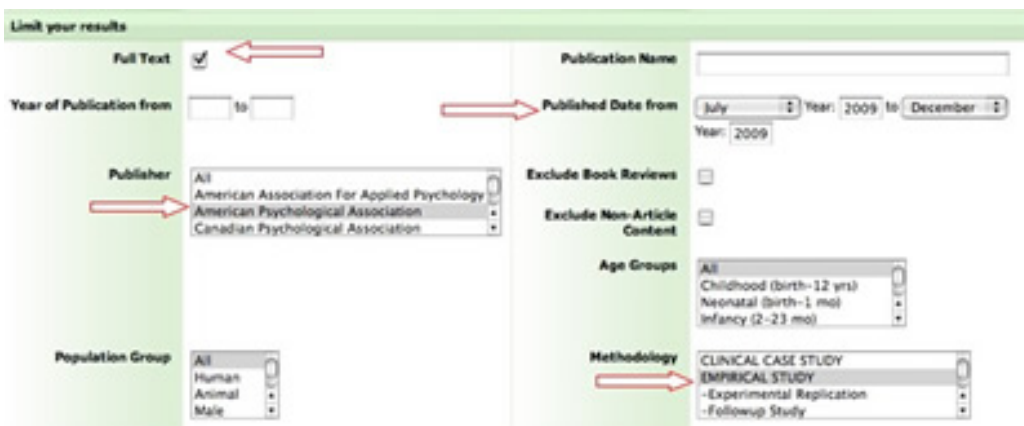


2. After connecting to the database, enter a Psychology topic that you are interested in on the Search field (e.g., “lucid dreams” in the example pictured below).

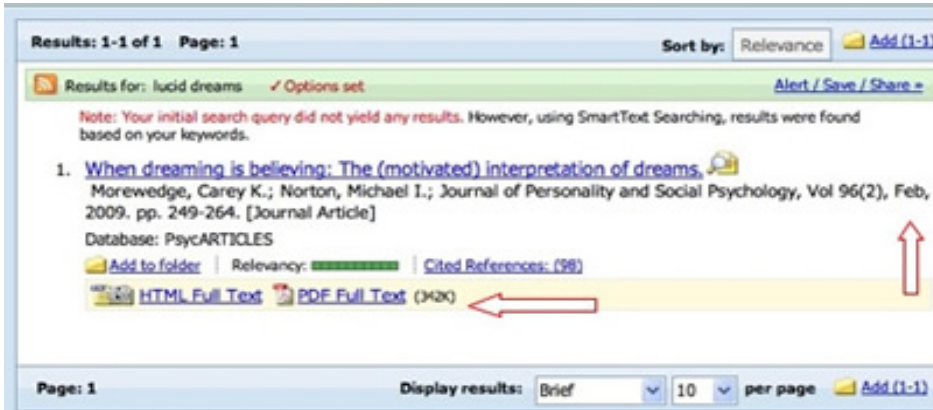


3. Next you should limit your search by selecting the following options. This will help you to comply with the directions for the report:

- Check the “Full Text” box. This will allow you to print the article directly from the computer
- Set the “Published Date” field to 6 months. For example, if you are turning in your report in December of 2021 as in the example below, you would want to set the published date field to July 2021 (6 months before) to the present month and year (December 2021).
- Select “American Psychological Association” under the “Publisher” field. This will ensure that the article you choose is a peer-reviewed article.
- Choose “EMPRICAL STUDY” from the “Methodology” field. This will make sure that the article you choose is an experiment or survey article and not a summary or opinion article.



4. After you click on the “Search” button, the database returns a page list of results - look for an interesting article and verify that it was published in the past 6 months. Find an article you are interested in and select “**PDF Full Text**” to see the article.



5. If the article meets the requirements for the report, and if it looks interesting to you, make sure you answer the 5 questions outlined above and **print out the first page of the article - you'll need to attach this to your report.**